

## 2017+ PORSCHE 991.2 CARRERA/S W/PSE SWITCHPATH™ EXHAUST INSTALLATION GUIDE

Thank you for purchasing the **2017+ Porsche 991.2 Carrera/S w/ PSE AWE SwitchPath™ Exhaust System**. For up to the minute fitment information, be sure to visit the Porsche 991.2 section of [www.AWE-Tuning.com](http://www.AWE-Tuning.com).

As always, AWE performance specialists are standing by for any questions at 215-658-1870, or [performance@AWE-Tuning.com](mailto:performance@AWE-Tuning.com).

Let's go!

# PARTS LIST



**INSPECT ALL PARTS PRIOR TO DISASSEMBLY OF VEHICLE; IF DAMAGED OR MISSING, PLEASE CONTACT THE PLACE OF PURCHASE IMMEDIATELY.**

## **AWE SWITCHPATH™ EXHAUST**

- |   |                                      |
|---|--------------------------------------|
| 1 SwitchPath™ Center muffler section (part WS)  | 2 1.5" Long silicone hose extensions |
| 2 102mm Exhaust Tips ( <i>optional finish</i> ) | 2 Barbed couplers                    |
| 2 2.50" Accu-Seal clamps                        | 6 Crimp clamps                       |
| 2 Exhaust Tip Clamps                            |                                      |

## **PSE HARDWARE:**



## STEP 1




Installation of the **AWE SWITCHPATH™** exhaust system for the 991.2 Carrera/S PSE is the reverse of the OEM exhaust removal.



Always refer to the manufacturer's service manual for precise torque specifications on all OEM fasteners.

With factory center muffler removed, install the included hose barbs and hose extensions onto the exposed factory braded stainless vacuum lines, as shown by the arrows in **Figure 1**. Secure into place with the included crimp clamps.



## STEP 2

Use the supplied 2.5" Accu-Seal clamps shown at **Arrows A** in **Figure 2** below to secure the unit in place, do not torque until final step.

Reuse factory sleeve clamps for the smaller diameter inlet pipes, shown at **Arrows B** in **Figure 2**; do not torque into place until the final step.




FIGURE 2

## STEP 3

Reinstall the bumper skin. Install and center the exhaust tips and clamps into the muffler outlets and ensure they are installed in the appropriate orientation. Tighten the exhaust tip clamps until the tip no longer moves, then turn the bolt one (1) full turn to secure.

Secure the extension vacuum hose, with the remaining clamps, to the actuator port located on each 2.5" inlet pipe on the AWE center muffler.

Torque the sleeve clamps to the manufactures specification.

Start vehicle to check for proper valve operation and any potential leaks.

Reassemble the rest of the car.




FIGURE 3

ENJOY!



# CARE

Once installed properly, your AWE high performance exhaust will provide a lifetime of trouble-free performance.

Please note that the exhaust volume and sound will settle with usage. 800-1000 miles is typically required to fully break in a new exhaust system.

Periodic cleaning of exhaust tips is necessary to maintain proper finish, especially in areas prone to road salt and caustic deicing solutions.

Do NOT use metal polish on our Diamond Black or Chrome finish tips. Instead, use a mild soap and water solution or gentle car wax periodically to clean the finish.

Any questions or comments,  
please do not hesitate to contact us:

## AWE

199 Precision Drive  
Horsham, PA 19044

215-658-1670  
performance@AWE-Tuning.com

# WARRANTY

## Summary:

This warranty is in place for all AWE brand products, and works in conjunction with any incremental specific product warranties or guarantees as listed on AWE-Tuning.com. This warranty protects against manufacturer defect. A performance car is only as strong as its weakest link. Therefore, it is vital that you maintain your vehicle to factory specifications. By installing or using the purchased product, the Consumer accepts this warranty and any specific Manufacturer warranties enclosed. The following warranty is valid only in the United States and Canada. The Manufacturer's full warranty applies to all products sold.

## Covered:

All AWE brand products against manufacturer defect. Please note that special order items are not returnable.

## Period:

Secor Ltd. (AWE) warrants this **2017 Porsche 991.2 Carrera/S w/PSE SwitchPath™ Exhaust System** to the original retail purchaser (Consumer) against manufacturer's defects as follows: **ONE (1) YEAR on tip finish - AND - LIFETIME on balance of parts;** from purchase date from AWE directly or from AWE authorized retailer. Proof of purchase will be required.

## Condition of system:

In the event of a return, product must be returned with no signs of abuse, incorrect installation, forced installation, motorsports usage, or product altering whatsoever. Actions will be granted upon receipt of product at AWE, after inspection.

## Action:

Returns and warranty claims MUST BE HANDLED THROUGH ORIGINAL LOCATION OF PURCHASE. Upon verification of warranty coverage, AWE will, at its sole option, repair, replace or consult toward remedy for the defective product, without charge. This is the only remedy the Consumer has for any loss or damage, however arising, due to nonconformity in or defect of the product. This warranty does not cover consequential damage, loss of time or revenues, labor, inconvenience, loss of use of vehicle, shipping, damage to the vehicle or components, or other incidental or indirect damage.

## Labor:

Labor is not covered.

## Shipping:

Shipping charges are not covered.

## Restocking:

AWE reserves the right to charge a 20% restocking fee for products that are returned.

## Exclusions:

Use of product in Motorsports or Racing conditions is grounds for warranty denial. Motorsports and Racing is an inherently abusive operational condition, and it is impossible to warranty for this type of usage. Warranties may be voided if product is not installed by an authorized AWE dealer. Warranties will be voided if product is improperly serviced, modified, or used in a way not intended by the Manufacturer. The Consumer is responsible for ensuring that the product is installed in a safe and proper manner, and should cease usage of the product immediately if an unsafe or improper condition is noted. If an unsafe or improper condition is noted, the Consumer should then immediately contact the facility where the product was installed, or AWE.

## Other:

EXCEPT AS EXPRESSLY SET FORTH ABOVE, AWE MAKES NO WARRANTY, EXPRESS OR IMPLIED, AS TO ANY MATTER WHATSOEVER INCLUDING ANY IMPLIED WARRANTY OF MERCHANTABILITY OR FITNESS FOR A PARTICULAR PURPOSE. IN NO EVENT SHALL AWE BE LIABLE FOR ANY SPECIAL, INCIDENTAL, INDIRECT OR CONSEQUENTIAL DAMAGES HOWEVER CAUSED, ON ANY THEORY OF LIABILITY, AND WHETHER OR NOT AWE HAS BEEN ADVISED OF THE POSSIBILITY OF SUCH DAMAGES. AWE's sole liability on any claim of any kind, whether in contract, tort, or otherwise, for any loss or damage arising out of, connected with, or resulting from the manufacture, sale, delivery or use of the products sold hereunder shall in no case exceed the amount actually paid to AWE for the applicable product. These limitations shall apply notwithstanding any failure of essential purpose of any limited remedy.